

# Welcome to Senior Year



## Applying to College 101

Mrs. Morales, Ms. Orlando, Ms. Polhamus, Ms. Smith

# Class of 2022

**Located in room E170**

Mrs. Bonanno- Guidance Assistant

Ms. Orlando- Students with last names A-D

Mrs. Morales - Students with last names E-Li

Ms. Polhamus - Students with last names Ll-Ram

Ms. Smith - Students with last names Ran-Z

# Finalizing Your List of Colleges

## Get Organized

- **Which colleges are you going to apply to?**
  - YOUR college list will transfer to “Colleges I’m Applying To” on Naviance from Common App
- **What type of application do you and/or the college prefer?** For example: SUNY/CUNY Application, Common Application, or an application specific to the college.
  - Obtain or initiate the application online.
- **What types of deadlines are available?** For example; Early Action, Regular, or Rolling Admissions.
  - Which do you want to utilize?
- **What supplemental pieces are required?** For example, make a transcript request, teacher recommendations, counselor recommendation, resume, portfolio, etc... this will vary by school.

# Different Types of Deadlines

- **Early Action (EA)**

An option to submit your applications before the regular deadlines. When you apply early action, you get admission decisions from colleges earlier than usual. Early action plans are not binding, which means that you do not have to enroll in a college if you are accepted early action. Some colleges have an early action option called EA II, which has a later application deadline than their regular EA plan.

- **Early Decision (ED)**

An option to submit an application to your first-choice college before the regular deadline. When you apply early decision, you get an admission decision earlier than usual. Early decision plans are binding. You agree to enroll in the college immediately if admitted and offered a financial aid package that meets your needs. Some colleges have an early decision option called ED II, which has a later application deadline than their regular ED plan. *You can only apply ED for ONE school. If you are accepted under early decision, you must retract all other applications.*

- **Regular Admissions:**

Applying with the majority of students at this deadline. It is most commonly due early January or February, you will receive your notification by mid April.

- **Rolling Admissions:**

An admission policy of considering each application as soon as all required information (such as high school records and test scores) has been received, rather than setting an application deadline and reviewing applications in a batch. Colleges that use a rolling admission policy usually notify applicants of admission decisions quickly.

# Applying to Dutchess Community College

- [Dutchess Community College](#)

**DUTCHESS**  
COMMUNITY COLLEGE  
STATE UNIVERSITY OF NEW YORK

[Apply Now](#) [Request Info](#) [myDCC](#) 

[ABOUT DCC](#) [ADMISSIONS](#) [ACADEMICS](#) [STUDENT LIFE](#) [CONTINUING EDUCATION](#) [NEWS & EVENTS](#)

[Home](#) > [Admissions](#) > [Apply Now](#)

Apply Now

Choose Your Path +

Tuition & Fees +

Financial Aid & Scholarships +

How to Pay



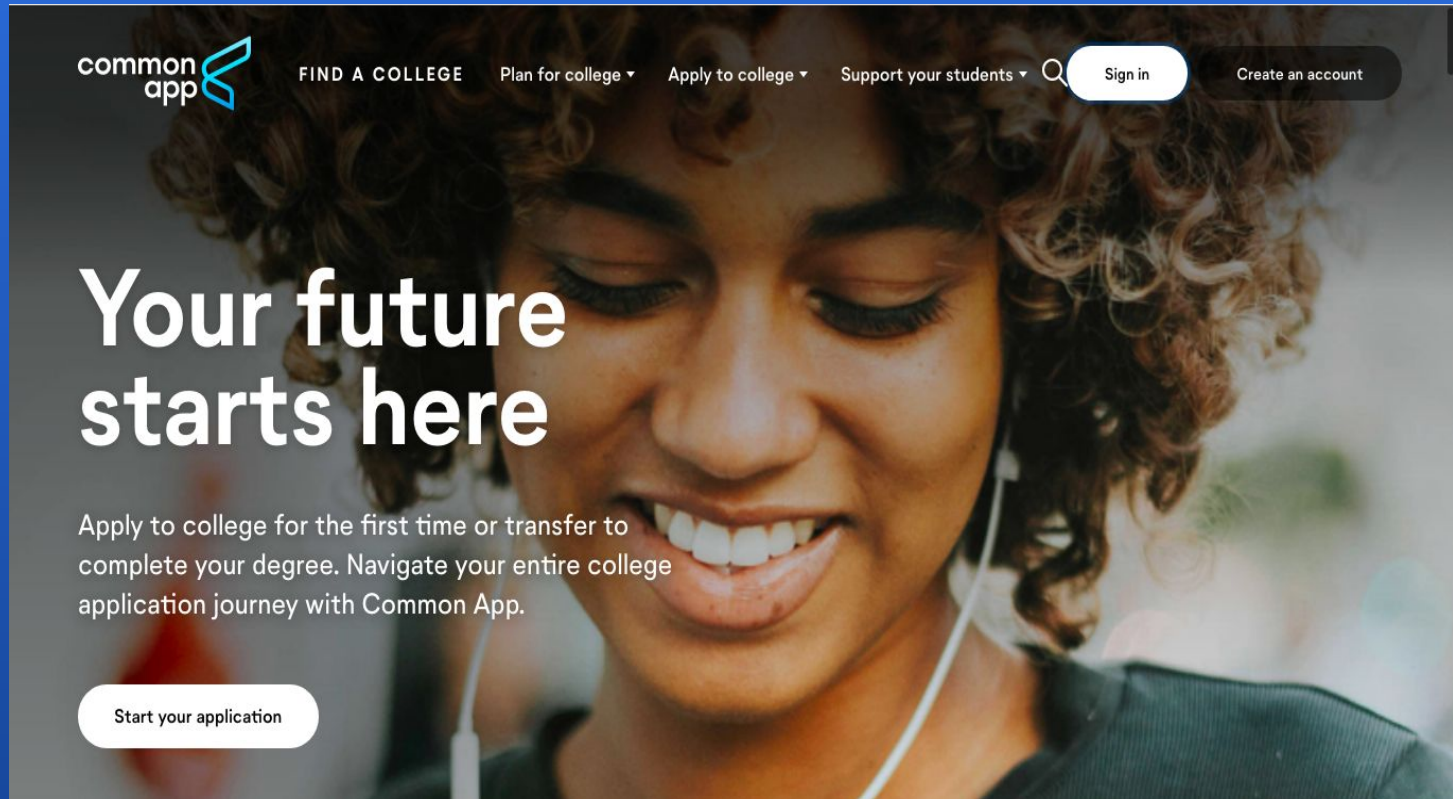
How to Apply to DCC

## Apply Now




# Common Application

- Common App



★ USE A PERSONAL EMAIL ADDRESS FOR COMMON APP


# Create A Common App Account



## Let's get started!

Welcome to Common App! Please tell us how you will use the system so we can prepare your account. If you are unsure, we encourage you to explore each option before you continue.

Already have an account? [Go to the login page.](#)



First year student

Transfer student

Education professional

Parent or other adult

[Need Help?](#)

[System Requirements](#)

[Accessibility Information](#)

[Terms of Use](#)

Privacy policy (updated October 1, 2020)

© 2021 Common App

This site is protected by reCAPTCHA and the Google [Privacy Policy](#) and [Terms of Service](#) apply.

## Create your account

Email Address \*

Re-type Email Address \*

Password \*

× 10-32 characters

× At least one upper case

× At least one lower case

× At least one number

× At least one special character

× No space characters

Re-type Password \*

× Passwords must match

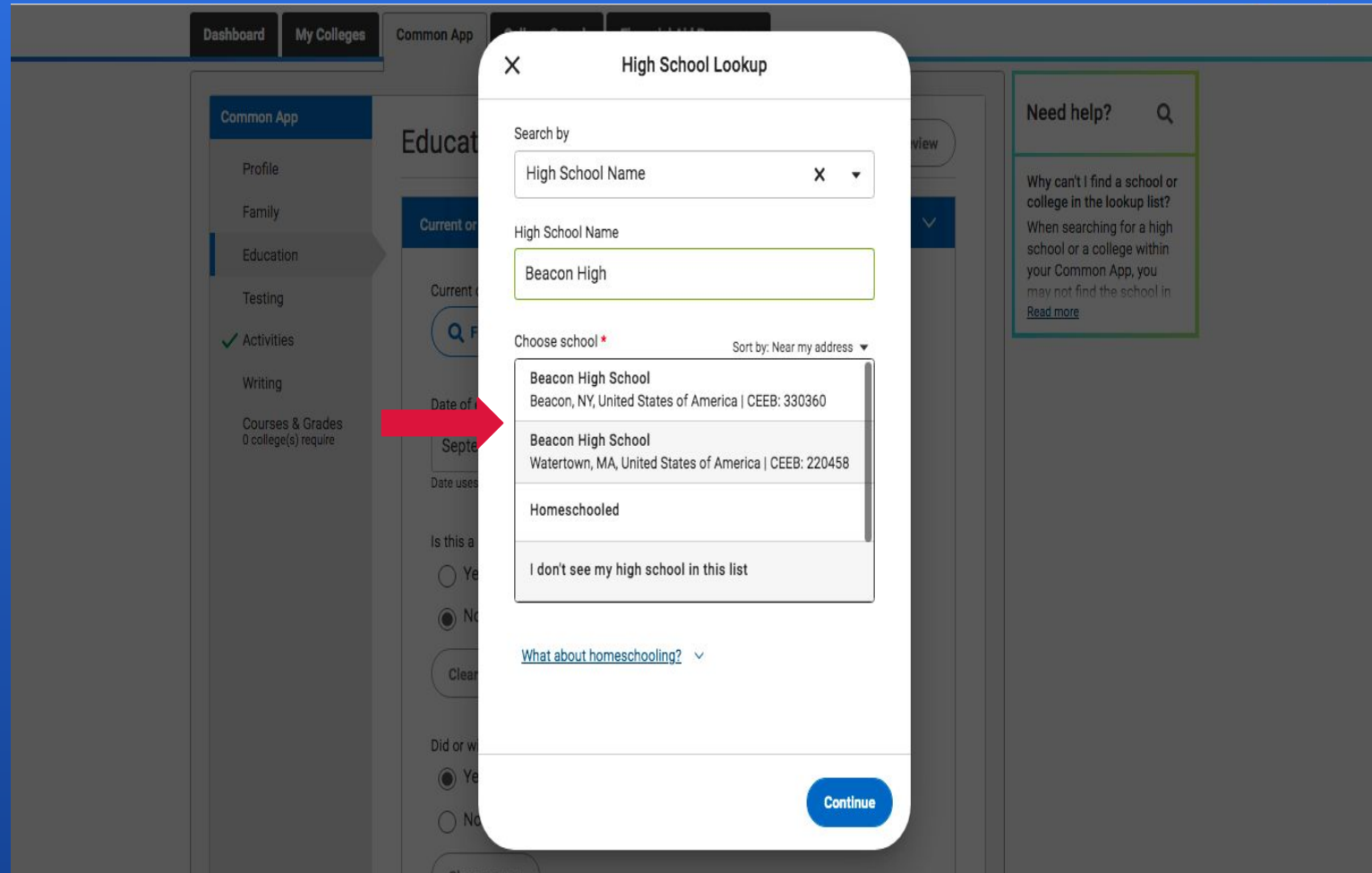
First/given name \*

Please enter your name exactly as it appears on official documents

Last/family/surname \*



# Choose Beacon HS



The screenshot shows the Common App 'High School Lookup' modal. The background interface includes a top navigation bar with 'Dashboard' and 'My Colleges', and a left sidebar with 'Common App' and various profile sections. The modal itself has a title 'High School Lookup' and a close button. It contains a search bar with a dropdown menu set to 'High School Name'. Below this is a text input field containing 'Beacon High'. A 'Choose school' section displays a list of results, with the first two items highlighted. A red arrow points to the first item, 'Beacon High School, Beacon, NY, United States of America | CEEB: 330360'. Other options include 'Beacon High School, Watertown, MA, United States of America | CEEB: 220458', 'Homeschooled', and 'I don't see my high school in this list'. A 'Continue' button is at the bottom right. A 'Need help?' section is visible on the right side of the background interface.

Dashboard My Colleges Common App

Common App

Profile

Family

Education

Testing

✓ Activities

Writing

Courses & Grades  
0 college(s) require

Need help?

Why can't I find a school or college in the lookup list?  
When searching for a high school or a college within your Common App, you may not find the school in [Read more](#)

High School Lookup

Search by

High School Name

High School Name

Beacon High

Choose school \* Sort by: Near my address

Beacon High School  
Beacon, NY, United States of America | CEEB: 330360

Beacon High School  
Watertown, MA, United States of America | CEEB: 220458

Homeschooled

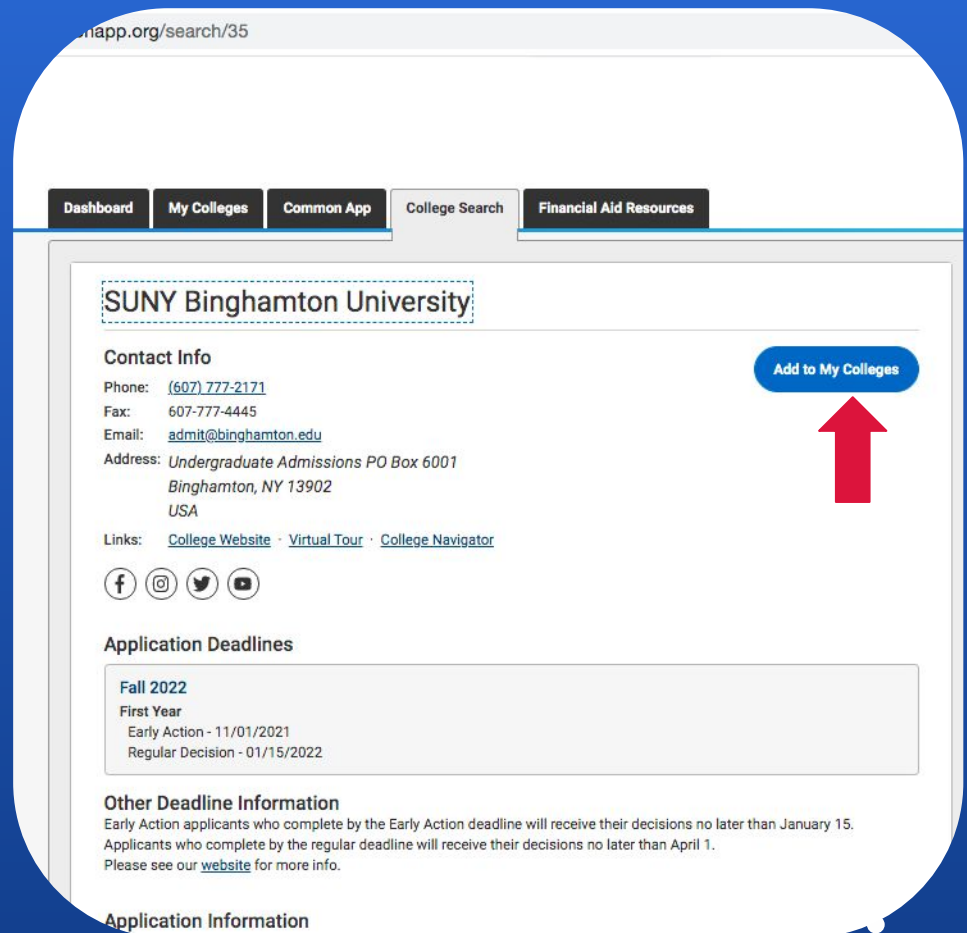
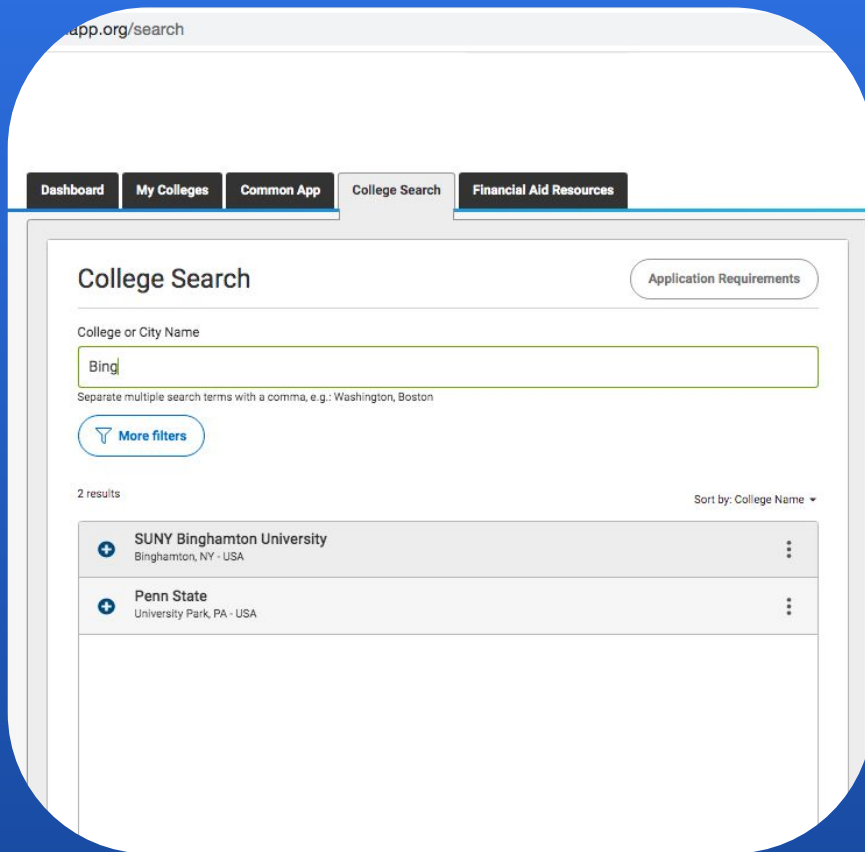
I don't see my high school in this list

[What about homeschooling?](#)

Continue



# Add a College



# FERPA

The screenshot displays the SUNY Binghamton Common App interface. At the top, a navigation bar includes links for **Dashboard**, **My Colleges**, **Common App**, **College Search**, and **Financial Aid Resources**. The **My Colleges** dropdown menu is open, showing options for **SUNY Binghamton University** (selected), **College Information**, **Application**, **Questions**, **Recommendors and FERPA** (highlighted with a red arrow), and **Review and Submit - Common App**.

The main content area is titled **Recommendors & FERPA**. It features a warning icon and the heading **FERPA Release Authorization**. Below this, a text block states: "Before you can invite your counselor, teachers, recommendors, parents, or advisors, you must complete the Family Educational Rights and Privacy Act (FERPA) release authorization process." A link [Learn more about FERPA](#) is provided. A prominent blue button labeled **Complete Release Authorization** is centered in the main area. In the bottom right corner, there is a **Continue** button.

# Complete FERPA

es/35/recassign

Colleges Common

Release authorization

The next screen will ask you two important questions about your release of and access to your educational records under FERPA, the Family Educational Rights and Privacy Act. Since FERPA is a complex law, we want to provide some key information before you respond. We encourage you to learn about FERPA by [reading our FAQ](#). We also suggest discussing FERPA with your counselor, parent, guardian, or other school official to be better informed about your rights.

1. How does FERPA relate to your college application?

- FERPA regulates the privacy of student education records, which could include your application to the college where you enroll. FERPA also gives you the right to review confidential letters of recommendation provided as part of that application after you enroll.

2. In a moment, you'll be asked if you want to waive the right to review confidential letters of recommendation. What should you know about this waiver?

- Waiving your right lets colleges know that you do not intend to read your recommendations, which helps reassure colleges that the letters are candid and truthful.
- Some recommenders may decline to write a letter for you if you do not waive your rights. Check with your counselor or teachers to see if any of them follow such a policy.

3. Still unsure how to respond?

- That's OK. Many students are. Before you move on, take a moment to discuss your decision with your counselor, another school official, or your parent/legal guardian. For more information about FERPA, visit the [Help Center](#).

☒ I have read and understood the FERPA Release Authorization explanation above.\*

Continue

es/35/recassign

Colleges Common

Release authorization

FERPA Form

☒ I acknowledge that every school that I have attended may release all requested records and recommendations to colleges to which I am applying for admission. I also understand that employees at these colleges may confidentially contact my current and former schools should they have questions about the information submitted on my behalf.\*

Please select one: \*

☐ I waive my right to review all recommendations and supporting documents.

☐ I DO NOT waive my right to review all recommendations and supporting documents.

☒ I understand that my waiver or no waiver selection above pertains to all colleges to which I apply and that my **selections on this page cannot be changed once I sign and click Save below.**\*

Signature \* Date \*

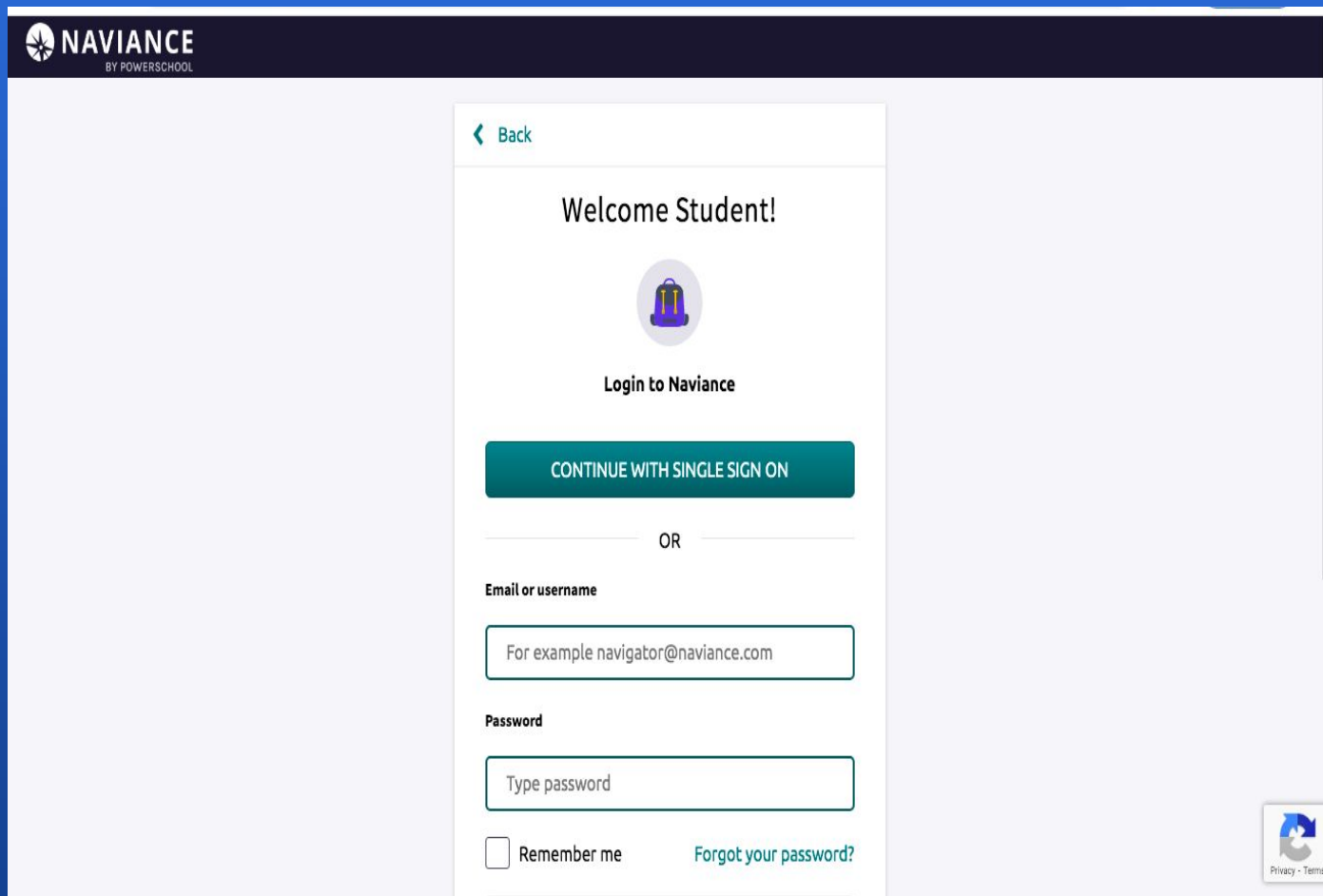
Student Applicant

Date must be in YYYY-MM-DD format (e.g. August 1, 2002)

Back Save and Close

# Naviance Login

- Naviance Login




The screenshot shows the Naviance login interface. At the top left is the Naviance logo with the text "BY POWERSCHOOL". The main content area is a white card with a "Back" link at the top left. The card displays "Welcome Student!" followed by a purple graduation cap icon. Below the icon is the text "Login to Naviance". A large green button labeled "CONTINUE WITH SINGLE SIGN ON" is centered. Below this is a horizontal line with "OR" in the center. Underneath is the "Email or username" label and a text input field containing the placeholder "For example navigator@naviance.com". Below that is the "Password" label and a text input field with the placeholder "Type password". At the bottom left of the card is a "Remember me" checkbox. To its right is a link that says "Forgot your password?". In the bottom right corner of the page, outside the white card, is a small icon with a circular arrow and the text "Privacy • Terms".

NAVIANCE  
BY POWERSCHOOL

[Back](#)

Welcome Student!



Login to Naviance

CONTINUE WITH SINGLE SIGN ON

OR


Email or username

For example navigator@naviance.com

Password

Type password

☐ Remember me [Forgot your password?](#)

 Privacy • Terms

# Linking Your Accounts

BY POWERSCHOOL

## Colleges I'm applying to

 Search for colleges

**i** It looks like you are not currently able to apply to Common App schools.  
Match your Common App account to Naviance Student account to get started.

Match Accounts

 Manage Transcripts  Application Milestones  Compare Me

✦ = extended profile available

College that I'm attending:

N/A

<https://student.naviance.com/colleges/compare>



# List of “Colleges I’m Applying to”



- The colleges chosen in Common App will show up in Naviance which will allow the counselors/teachers to submit your letter of recommendation, transcript, etc.

home colleges careers about me my planner

search for colleges:  Go

MORE SEARCH OPTIONS >>

colleges I'm applying to

Use this page to tell your counselor about colleges to which you are definitely planning to apply. Click "lookup" to find the name of each college. Click the "request" check box in the "Transcript" column if you need the school to submit a transcript to that college. If you are not sure about applying to certain colleges yet, you should add them to your [list of prospective colleges](#).

Type	Transcript	College	I have submitted my application
Early Action	<input type="checkbox"/> request	State University of New York at New Paltz <a href="#">lookup</a>	<input type="checkbox"/>
Regular Decision	<input type="checkbox"/> request	Marist College <a href="#">lookup</a>	<input type="checkbox"/>
Regular Decision	<input type="checkbox"/> request	Albany State University <a href="#">lookup</a>	<input type="checkbox"/>
Regular Decision	<input type="checkbox"/> request	Manhattanville College <a href="#">lookup</a>	<input type="checkbox"/>
Regular Decision	<input type="checkbox"/> request	(click lookup) <a href="#">lookup</a>	<input type="checkbox"/>
Regular Decision	<input type="checkbox"/> request	(click lookup) <a href="#">lookup</a>	<input type="checkbox"/>
Regular Decision	<input type="checkbox"/> request	(click lookup) <a href="#">lookup</a>	<input type="checkbox"/>
Regular Decision	<input type="checkbox"/> request	(click lookup) <a href="#">lookup</a>	<input type="checkbox"/>
Regular Decision	<input type="checkbox"/> request	(click lookup) <a href="#">lookup</a>	<input type="checkbox"/>
Regular Decision	<input type="checkbox"/> request	(click lookup) <a href="#">lookup</a>	<input type="checkbox"/>

[Cancel](#) [Add Colleges](#)

my colleges

- > colleges I'm thinking about
- > colleges I'm applying to
- > college visits

college research

- > SuperMatch™ college search
- > college match
- > college compare
- > college lookup
- > college search
- > college resources
- > college maps
- > scattergrams
- > acceptance history
- > enrichment programs

scholarships & money

- > scholarship match
- > scholarship list
- > scholarship applications
- > national scholarship

# Completing the Application

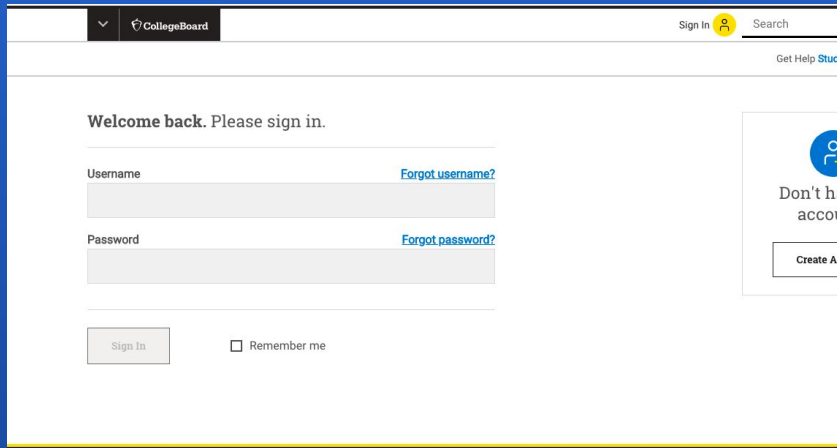
- Enter all of your personal information.
- Be sure that all of the sections are complete.
- If there is anything you are unsure of, such as your Social Security Number, save and go back to it later.



# Submitting Test Scores

- You submit your scores when you complete your information for testing, or after testing through your account.

## Collegeboard Log In for SAT

A screenshot of the Collegeboard login page. The page has a white background with a dark blue header. The header includes the Collegeboard logo, a 'Sign In' button with a user icon, and a search bar. Below the header, there is a 'Welcome back. Please sign in.' message. The main content area contains two input fields: 'Username' and 'Password'. Each field has a 'Forgot' link next to it. Below the password field is a 'Sign In' button and a 'Remember me' checkbox. On the right side, there is a sidebar with a 'Don't have an account?' link and a 'Create Account' button.

Collegeboard

Sign In

Search

Get Help [Student](#)

Welcome back. Please sign in.

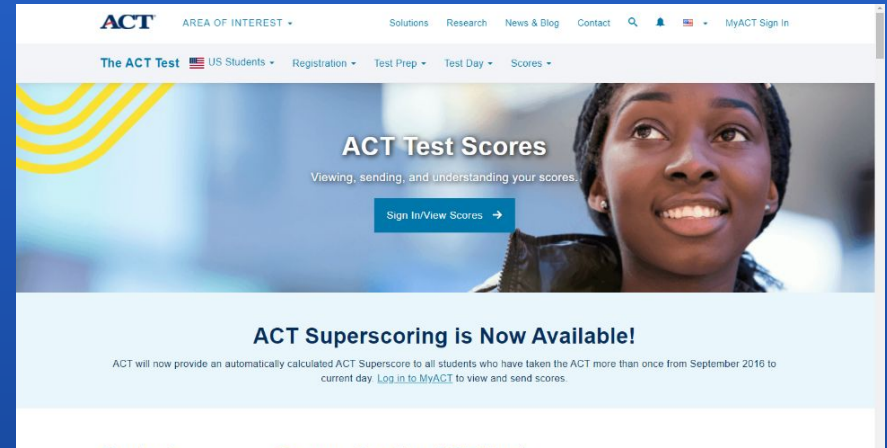
Username [Forgot username?](#)

Password [Forgot password?](#)

☐ Remember me

Don't have an account? [Create Account](#)

## Sending ACT Scores to Colleges

A screenshot of the ACT Test Scores page. The page has a white background with a dark blue header. The header includes the ACT logo, an 'AREA OF INTEREST' dropdown, and links for Solutions, Research, News & Blog, Contact, and MyACT Sign In. Below the header, there is a navigation bar with 'The ACT Test' and several dropdown menus. The main content area features a large image of a smiling woman. Overlaid on the image is the text 'ACT Test Scores' and 'Viewing, sending, and understanding your scores.' Below this is a 'Sign In/View Scores' button. At the bottom, there is a section titled 'ACT Superscoring is Now Available!' with a paragraph of text and a 'Log in to MyACT' link.

ACT

AREA OF INTEREST

Solutions Research News & Blog Contact

MyACT Sign In

The ACT Test US Students Registration Test Prep Test Day Scores

ACT Test Scores

Viewing, sending, and understanding your scores.

[Sign In/View Scores](#)

ACT Superscoring is Now Available!

ACT will now provide an automatically calculated ACT Superscore to all students who have taken the ACT more than once from September 2016 to current day. [Log in to MyACT](#) to view and send scores.

# Recommendation Letters

Preparing to ask a teacher/counselor :

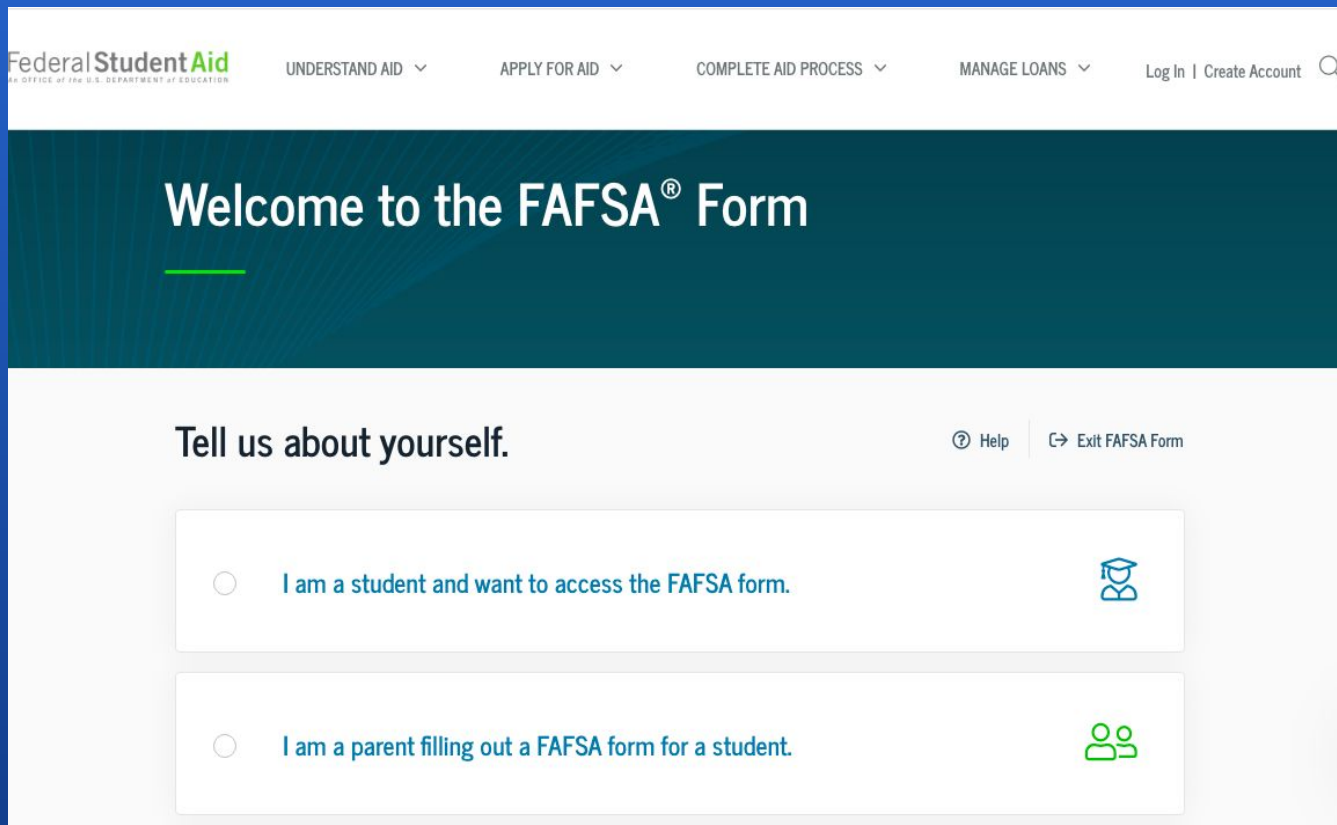
- **Ask in person** if he/she would be willing to write a recommendation for you. Be sure to ask, **giving plenty of time** to the person writing the letter. This request should be made weeks before the letter is needed for your applications.
- Once the teacher has agreed, **ask what information is needed from you**. This may include a resume, "Letter of Recommendation Form", Unofficial Transcript, any recommendation forms for any college that may not accept electronic applications, and date the letter is needed by. Bring your organized information to him/her in a timely manner.
- Understand that a LOT of time goes into writing a polished letter and some teachers write as many as 40-60 letters within a short amount of time during the fall semester. Make sure to acknowledge this effort.
- Beacon teachers are very familiar with submitting the letters to Naviance. If you need your letter sent in a different method, inform the appropriate parties via email.
- **Expressing gratitude.** Once you know your recommendation letters have been turned in, it is appropriate to handwrite a short thank you note for the time and effort given on your behalf. E-mails and typewritten notes are not as personal as a handwritten thank you.

# College Essay

- Check applications for essay prompts.
  - For example, Common App has a set of prompts, specific colleges may have different instructions.
- Proofread yourself and ask others to proofread and provide constructive criticism as well.

# Financial Aid - FAFSA

- FAFSA, Free Application for Federal Student Aid, can be filed starting this October using Prior Prior Year, PPY, tax information. [FAFSA® Application](#)
- **Both a parent and student** need to make an account using 2 separate emails on FSAID in order to [Log In](#)
- Every student should complete this process, even if you do not think you will qualify for need-based aid. Colleges often use this to identify you for Merit based scholarships, some colleges require this as part of the application.




The screenshot shows the FAFSA Form homepage. At the top is a navigation bar with the Federal Student Aid logo and links for UNDERSTAND AID, APPLY FOR AID, COMPLETE AID PROCESS, MANAGE LOANS, Log In, and Create Account. Below the navigation bar is a large green banner with the text "Welcome to the FAFSA® Form". Underneath the banner is a section titled "Tell us about yourself." with two radio button options: "I am a student and want to access the FAFSA form." (with a graduation cap icon) and "I am a parent filling out a FAFSA form for a student." (with a family icon). There are also links for Help and Exit FAFSA Form.


Federal Student Aid  
AN OFFICE OF THE U.S. DEPARTMENT OF EDUCATION

UNDERSTAND AID ▾ APPLY FOR AID ▾ COMPLETE AID PROCESS ▾ MANAGE LOANS ▾ Log In | Create Account 🔍

## Welcome to the FAFSA® Form

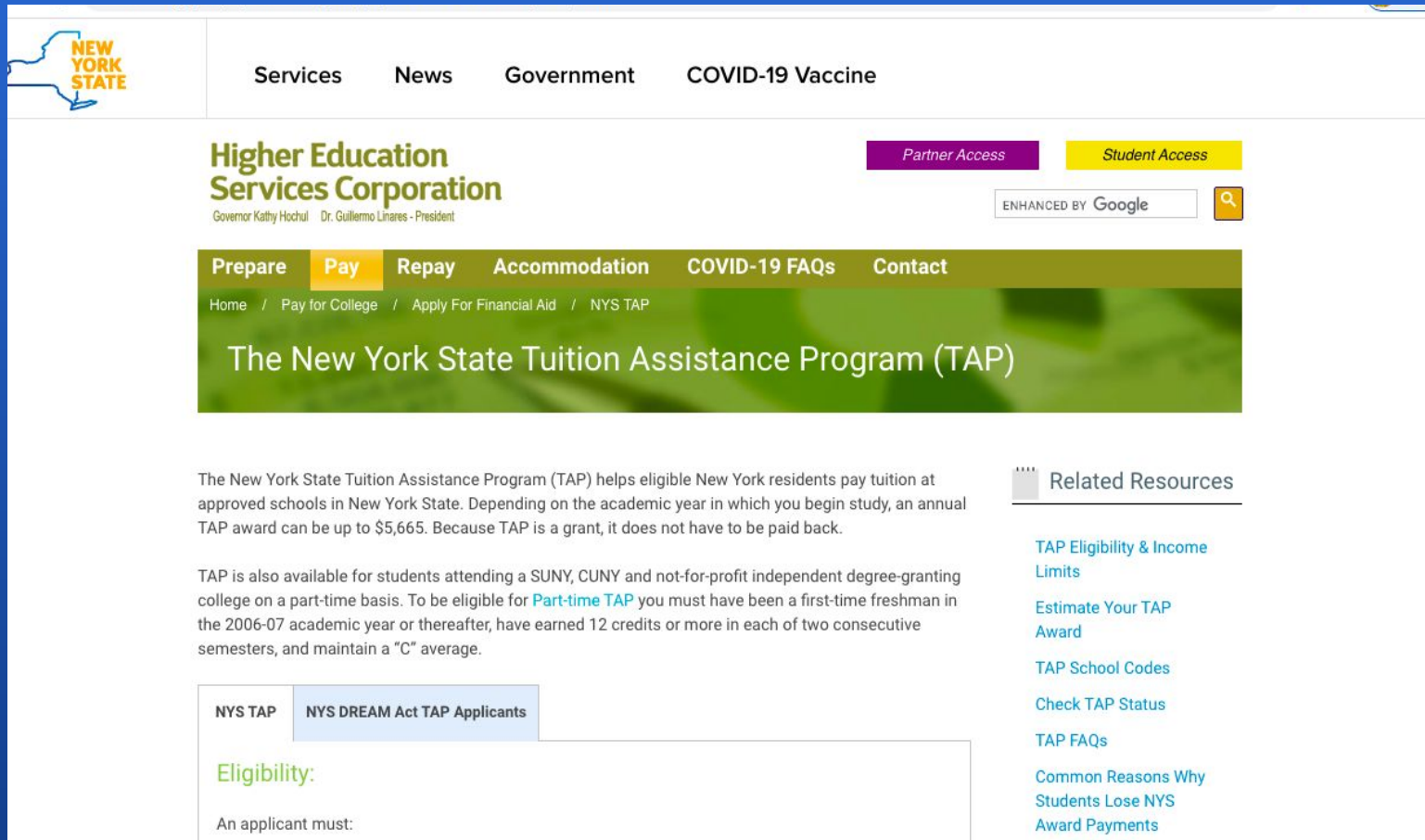
Tell us about yourself. [? Help](#) [Exit FAFSA Form](#)

☐ I am a student and want to access the FAFSA form. 

☐ I am a parent filling out a FAFSA form for a student. 

# Financial Aid – New York

- If you attend a college in New York State, public or private, you may qualify for TAP, Tuition Assistance Program. Visit their website [NYS](#) to see if your school is on the list and apply



The screenshot shows the website of the Higher Education Services Corporation. At the top, there is a navigation bar with links for Services, News, Government, and COVID-19 Vaccine. Below this, the main header features the organization's name, "Higher Education Services Corporation", along with the names of the Governor and President. There are buttons for "Partner Access" and "Student Access". A search bar is also present. Below the header, a secondary navigation bar includes links for Prepare, Pay, Repay, Accommodation, COVID-19 FAQs, and Contact. The main content area is titled "The New York State Tuition Assistance Program (TAP)" and provides a detailed description of the program. It states that TAP helps eligible New York residents pay tuition at approved schools, with annual awards up to \$5,665. It also mentions that TAP is available for students attending SUNY, CUNY, and not-for-profit independent degree-granting colleges on a part-time basis. A section titled "Eligibility:" is partially visible, indicating that an applicant must meet certain criteria. On the right side, there is a "Related Resources" section with links to TAP Eligibility & Income Limits, Estimate Your TAP Award, TAP School Codes, Check TAP Status, TAP FAQs, Common Reasons Why Students Lose NYS Award Payments, and Award Payments.

**NEW YORK STATE**

Services News Government COVID-19 Vaccine

**Higher Education Services Corporation**  
Governor Kathy Hochul Dr. Guillermo Linares - President

Partner Access Student Access

ENHANCED BY Google

Prepare Pay Repay Accommodation COVID-19 FAQs Contact

Home / Pay for College / Apply For Financial Aid / NYS TAP

## The New York State Tuition Assistance Program (TAP)

The New York State Tuition Assistance Program (TAP) helps eligible New York residents pay tuition at approved schools in New York State. Depending on the academic year in which you begin study, an annual TAP award can be up to \$5,665. Because TAP is a grant, it does not have to be paid back.

TAP is also available for students attending a SUNY, CUNY and not-for-profit independent degree-granting college on a part-time basis. To be eligible for [Part-time TAP](#) you must have been a first-time freshman in the 2006-07 academic year or thereafter, have earned 12 credits or more in each of two consecutive semesters, and maintain a "C" average.

**Related Resources**

- [TAP Eligibility & Income Limits](#)
- [Estimate Your TAP Award](#)
- [TAP School Codes](#)
- [Check TAP Status](#)
- [TAP FAQs](#)
- [Common Reasons Why Students Lose NYS Award Payments](#)
- [Award Payments](#)

**NYS TAP** **NYS DREAM Act TAP Applicants**

**Eligibility:**

An applicant must:

# HESC Fact Sheet

## YOU CAN PAY FOR COLLEGE

### Grants

- **NYS Tuition Assistance Program (TAP) – Up to \$5,165 a year**
- Part-Time TAP
- NYS Aid for Part-Time Study (APTS)
- NYS Educational Opportunity Program (HEOP, SEEK, CD)
- Federal Pell Grant
- Federal Supplemental Educational Opportunity Grant (FSEOG)
- Federal TEACH Grant
- Grants from Colleges (Institutional Aid)

### Scholarships

- NYS Scholarship for Academic Excellence
- NYS Science, Technology, Engineering, Mathematics (STEM) Incentive Program
- NYS Achievement and Investment in Merit Scholarship (NY-AIMS)
- NYS Math and Science Teaching Incentive Scholarship
- Scholarships from Colleges

### Special Programs

- Check out other scholarship, loan forgiveness and award programs at [hesc.ny.gov](http://hesc.ny.gov)

### Loans

- Federal Direct Loans
- Federal Direct PLUS Loans
- Private Loans

### Tax Credits/Deductions

- Education Loan Interest Deduction
- American Opportunity Credit
- Lifetime Learning Tax Credit
- NYS Tuition Tax Credit/Deduction
- New York's 529 College Savings Plan

### Military Corner

- Veterans Tuition Award
- Military Enhanced Recognition Incentive and Tribute (MERIT) Scholarship
- NYS Regents Awards for Children of Deceased and Disabled Veterans
- Reserve Officer Training Corps (ROTC) Scholarship

### Work Study

- Federal College Work Study

For help with college planning visit [GoCollegeNY.org](http://GoCollegeNY.org)

**GO!**

Find links to more resources at [hesc.ny.gov](http://hesc.ny.gov)

### YOU CAN COLLEGE

Visit [hesc.ny.gov](http://hesc.ny.gov) for financial aid info:

- Grants
- Scholarships
- Loans
- Applications
- Deadlines
- Special Programs

NEW YORK STATE Higher Education Services Corporation

# Individual Scholarships

- Remind App- text @chb9ag to 81010
- Do your research! There is money out there through community organizations, employers, college endowments, etc..
- Some helpful places to search are [Naviance](#), [The Community Foundations of the Hudson Valley](#), [Fastweb](#) and the specific college financial aid office and website.



# Exploring Careers/Majors

family connection

home

colleges

careers

about me



my planner

What's Your Road?

Interests

Themes

All Leaders

Playlists

## ROADTRIP NATION INTERVIEW ARCHIVE



### WHAT'S IN THE ARCHIVE?

*We've gone on*  
**52** ROADTRIPS & *Interviewed*  
**366** LEADERS

*Creating* **3,552** VIDEOS ON  
STRUGGLE, TRIUMPH, AND SELF DISCOVERY

*That have been broken into*  
**48** THEMES & **29** INTERESTS

First time here? Click on The Roadmap to watch interviews with people whose interests are similar to your own.

### RECOMMENDED LEADERS

# Upcoming Activities

- Financial Aid Night- Sept. 29th @ 6:30pm virtual
- College Panel- Oct. 12th @ 6:30pm
- SUNY College Fairs- Visit [Virtual SUNY College Fairs](#) for dates, registration, and details (Oct. 5th 1st one)
- CUNY College Fair- Visit [CUNY College Fair](#) to register Oct. 7th
- NACAC College Fairs [NACAC Fairs](#)
- Check BHS Guidance website for future events

# Useful Websites

- [Common App](#)
- [Dutchess Community College](#)
- [SUNY - The State University of New York](#)
- [College Board](#)
- [The SAT](#)
- [The ACT](#)
- [FAFSA® Application](#)
- [FSAID Log In](#)
- [NYS](#) -- HESC, New York State, TAP
- [The Community Foundations of the Hudson Valley - Home](#)
- [Fastweb -- Scholarships](#)
- [Unigo -- Scholarships](#)

# Thank You

- Questions?
- The more organized you are and the earlier you complete the tasks ahead, the more stress free and fun this process will be.
- Keep the momentum going. REMEMBER colleges see which courses you are taking senior year, and many request mid-year and/or first quarter reports to be sure that you are keeping your grades up to your potential.